

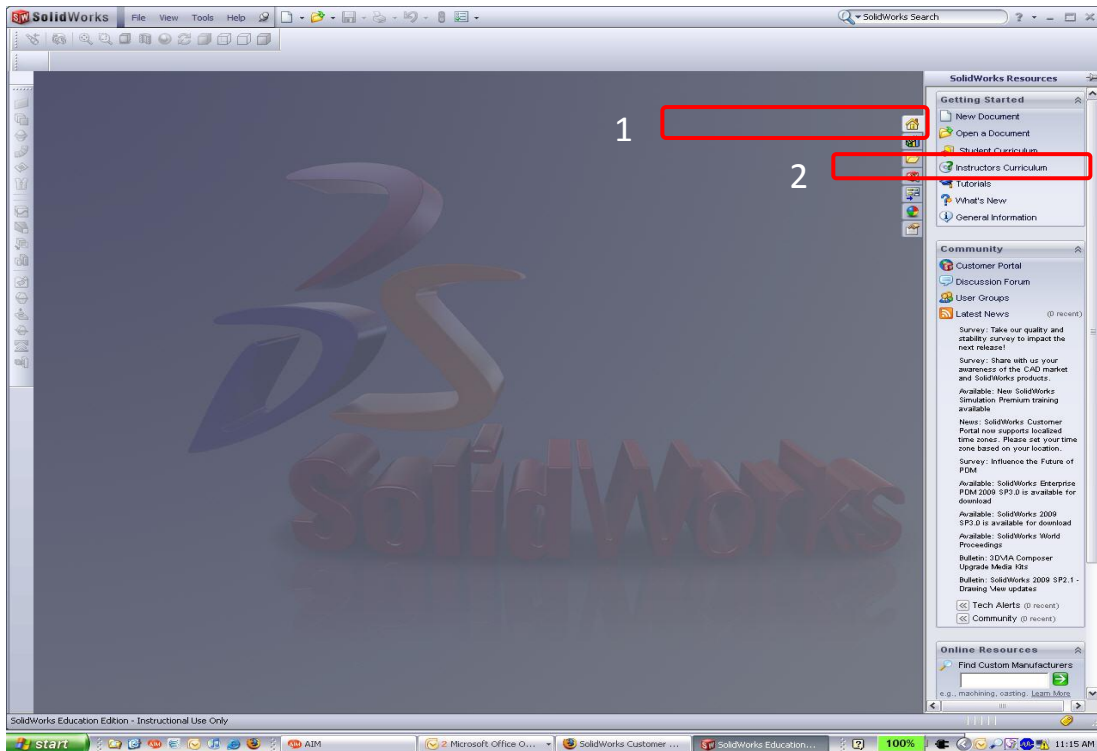


# Curriculum Location SolidWorks 2009

## INSTRUCTORS CURRICULUM

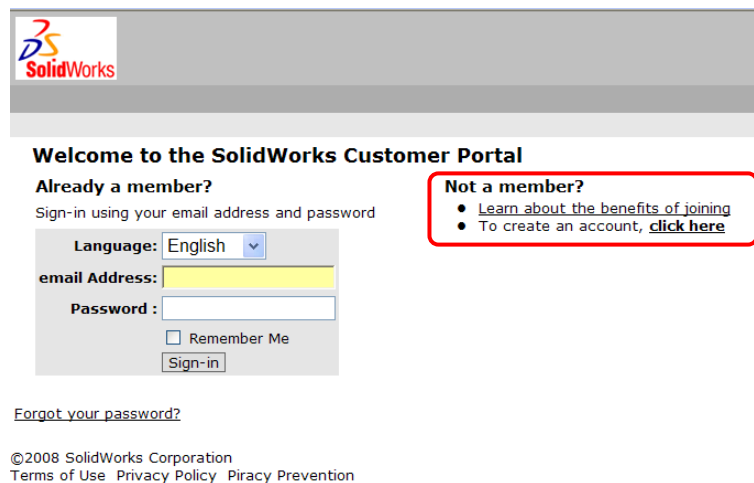
*Note: An internet connection is required to access content.*

1. Launch SolidWorks Education Edition 2009-2010
2. Click on the Home Button (see 1 below)
3. Select "Instructors Curriculum" (see 2 below)



4. SolidWorks Customer Portal will appear in web browser (see below)
5. Login to Customer Portal


*Note: If first time user, follow instructions in red box below. SolidWorks Education Edition serial number & subscription service is required to access the Instructor Content.*



6. After login, Customer Portal will appear (see below)
7. Under **Download**, click on “Educator Resources”  
*Note: This selection will be grayed out if there is not a SolidWorks serial number associated with the account or the account is not under active SolidWorks subscription service.*



8. After selection you will find the SolidWorks Instructor Curriculum (see below)  
*Note: Instructor Curriculum Coming Summer of 2009*



Home > Training & Support > Technical Support > Learning Resources > Educator Resources\*

### Educator Resources\*

Educator references including lesson plans, PowerPoint presentations, student goals, vocabulary, and student assessments. These materials are provided in a combination of project-based and topic-based formats.

**Note:** These educator resources are for SolidWorks 2008. For SolidWorks 2007 resources, [click here](#).

**EDU Curriculum Introduction (2008)**  
Overview of the guides and resources listed below.

Description	Type	ENG	FRA	DEU	ITA	ESP	JPN	CHS	CHT	PBT	SVE
Curriculum introduction		X	X	X	X	X	-	-	-	-	-

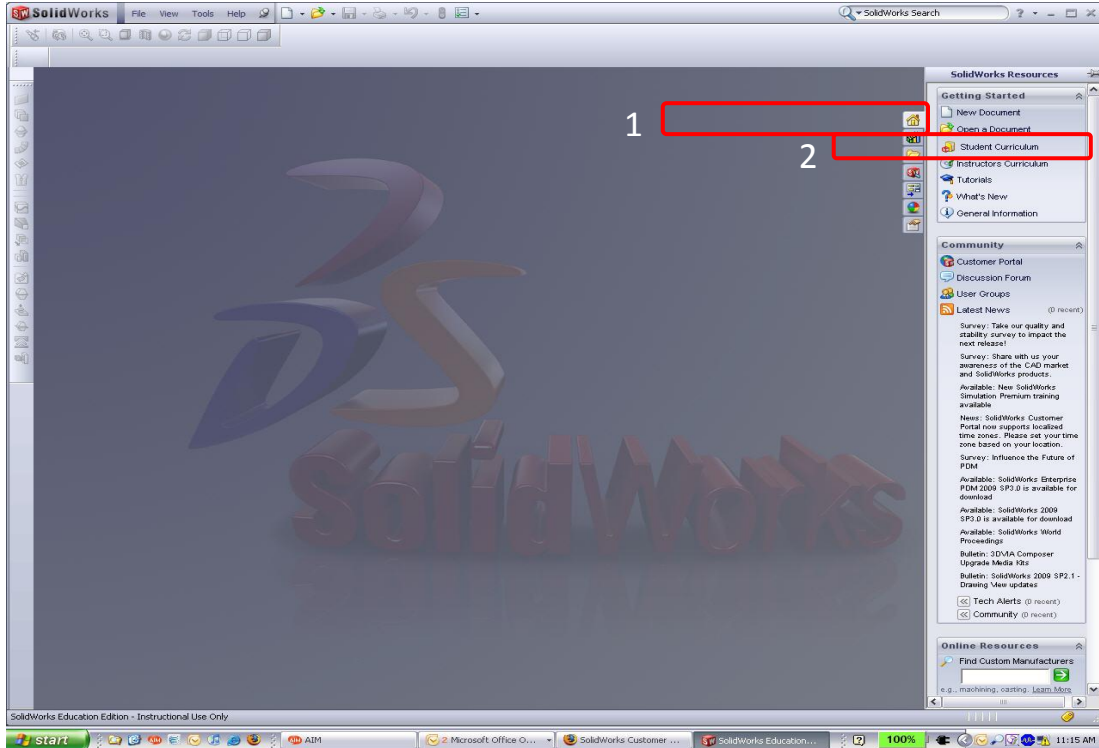
**SolidWorks Teacher Guide (2008)**  
Includes lesson plans, presentations, student goals, vocabulary, and assessments.

Description	Type	ENG	FRA	DEU	ITA	ESP	JPN	CHS	CHT	PBT	SVE
Student workbook		X	X	X	X	X	X	X	X	X	X
Student SolidWorks files		X	-	-	-	-	-	-	-	-	-
Teacher SolidWorks files		X	-	-	-	-	-	-	-	-	-
Instructor guide		X	X	X	X	X	X	X	X	X	X

## STUDENT CURRICULUM

*Note: An internet connection is required to access content.*

1. Launch SolidWorks Education Edition 2009-2010
2. Click on the Home Button (see 1 below)
3. Select "Student Curriculum" (see 2 below)



4. Selection of various student curriculum will appear (see below)

*Note: Student Curriculum Coming Summer of 2009*

